

Scaled data based on original data using
LM-79-08 Approved Method: Electrical and Photometric Measurements of Solid-
State Lighting Products

Test Report Prepared for
Cooper Lighting Solutions
(formerly Eaton)

Brand: McGRAW-EDISON

Report Number: P385466

Luminaire Tested: **GWC-SA1A-730-U-SLL-HSS**

Issue Date: 3/3/2020

Test Information

Test Method: LM-79-08
Report Number: P385466
TEST IS SCALED FROM IESNA LM-79-08 TEST DATA (G2-1903-205-27)
Test Lab: INNOVATION CENTER
Issue Date: 3/3/2020
Manufacturer: COOPER LIGHTING SOLUTIONS (FORMERLY EATON)
Product Line: MCGRAW-EDISON
Catalog Number: GWC-SA1A-730-U-SLL-HSS
Description: GALLEON WALL LUMINAIRE
(1) 70 CRI, 3000K, 615mA LIGHTSQUARE WITH 16 LEDS AND SPILL LIGHT
ELIMINATOR LEFT OPTICS WITH HOUSE SIDE SHIELD
Light Source: -
Ballast/Driver: ELECTRONIC DRIVER

Summary

Lumens per Lamp: N/A
Luminaire Lumens: 3359 lumens
Efficiency: N/A
Efficacy: 98.8 lumens/watt
Luminous Opening: Rectangular (W 0.5' x L: 0.5' x H: 0')
IES Classification: Type III - Medium
BUG Rating: B1 - U0 - G1

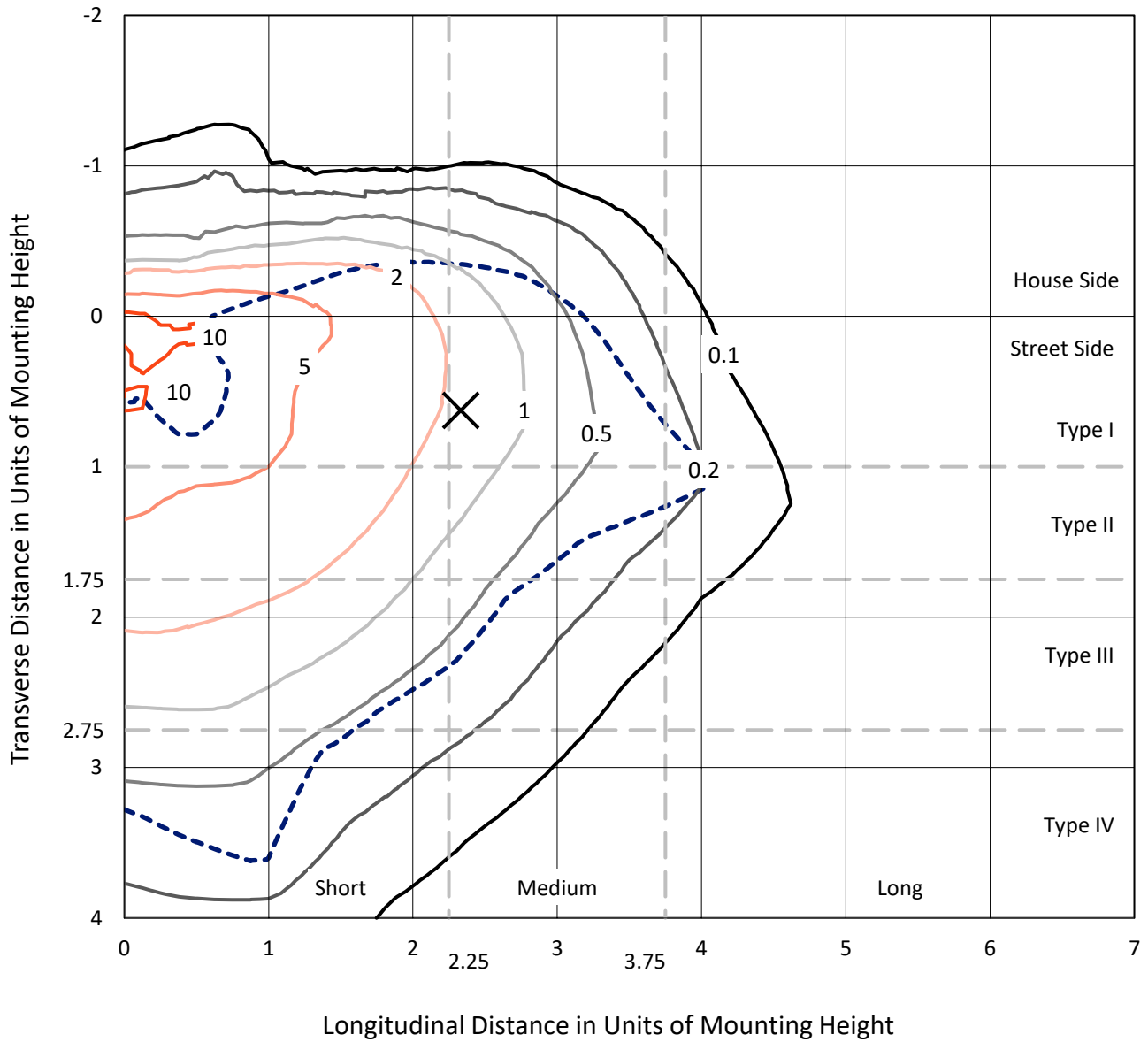
Input Watts (W): 34
Input Voltage (V): NR
Input Current (Ain): NR
Voltage Rise (V): NR
Power Factor: NR
Total Harmonic Distortion (THDi): NR
Frequency (hertz): 60
Stabilization Time: NR
Operation Time: NR
Ambient Temperature (°C): NR
Test Distance: 24 FT



REPORT NUMBER: P385466
 CATALOG NUMBER: GWC-SA1A-730-U-SLL-HSS

Iso-Footcandle Lines of Horizontal Illumination

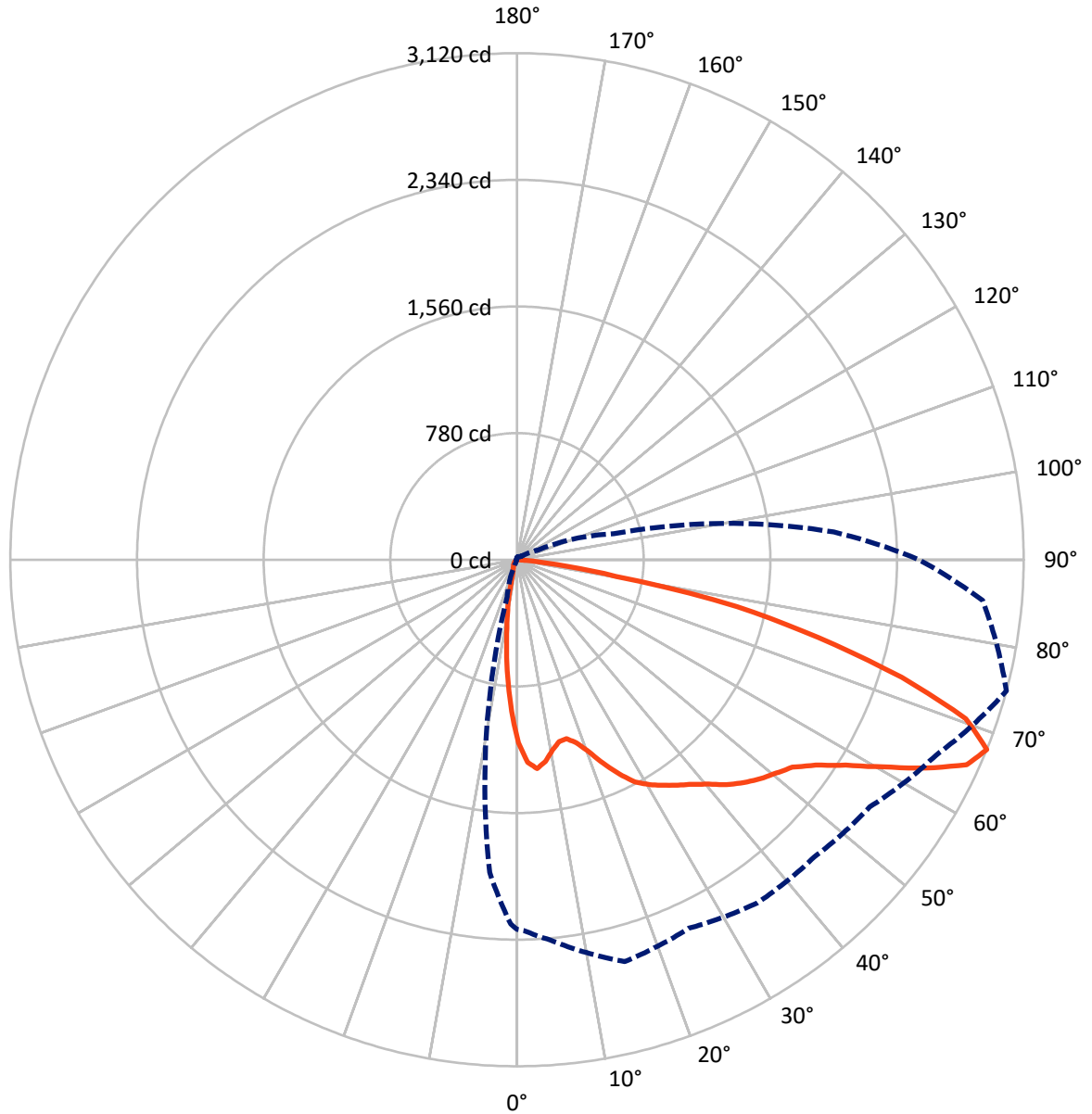
✕ Max cd
 - - - 1/2 Max cd



Based on 10 foot mounting height. Maximum calculated value = 14.6 fc
 Type III - Medium - N/A

REPORT NUMBER: P385466
CATALOG NUMBER: GWC-SA1A-730-U-SLL-HSS

Luminous Intensity Polar Plot



— Vertical Plane Through 75-Deg Lateral - - - Horizontal Cone Through 67.5-Deg Vertical

REPORT NUMBER: P385466

CATALOG NUMBER: GWC-SA1A-730-U-SLL-HSS

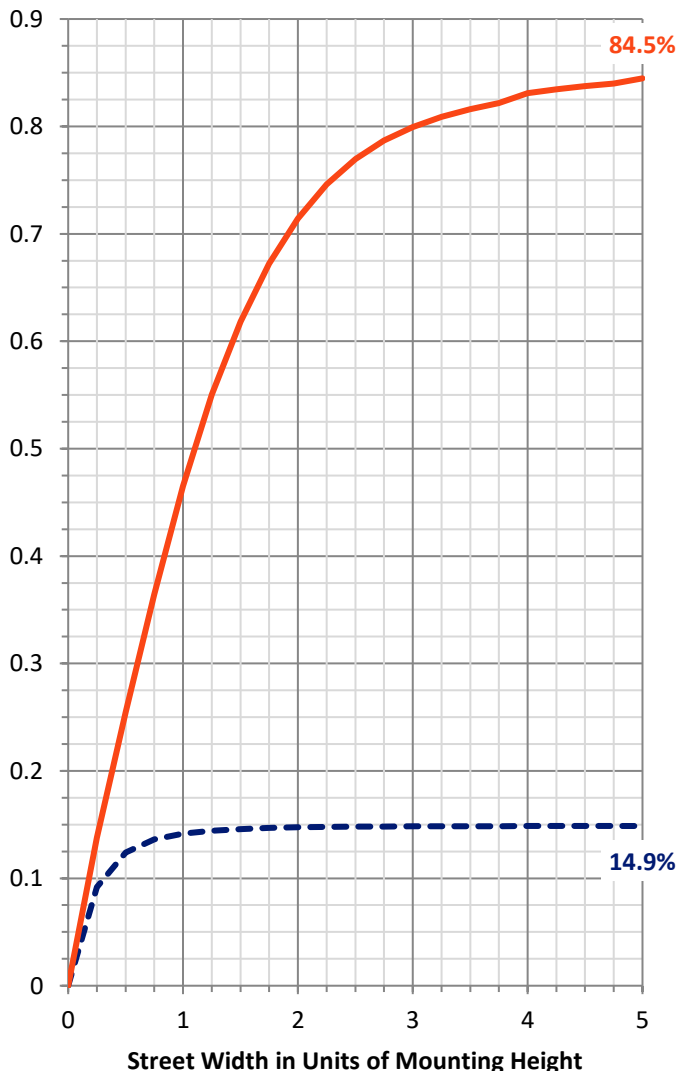
FLUX DISTRIBUTION:

		Downward	Upward	Total
House Side	Lumens	504.0	0.0	504.0
	% Fixture	15.0	0.0	15.0
Street Side	Lumens	2855.0	0.0	2855.0
	% Fixture	85.0	0.0	85.0
Total	Lumens	3359.0	0.0	3359.0
	% Fixture	100.0	0.0	100.0

ZONAL LUMENS:

Zone	Lumens	% Fixture
0°-10°	85.5	2.5
10°-20°	168.3	5.0
20°-30°	238.1	7.1
30°-40°	350.1	10.4
40°-50°	503.2	15.0
50°-60°	708.4	21.1
60°-70°	827.3	24.6
70°-80°	422.1	12.6
80°-90°	56.1	1.7
90°-100°	0.0	0.0
100°-110°	0.0	0.0
110°-120°	0.0	0.0
120°-130°	0.0	0.0
130°-140°	0.0	0.0
140°-150°	0.0	0.0
150°-160°	0.0	0.0
160°-170°	0.0	0.0
170°-180°	0.0	0.0
0°-90°	3359.0	100.0
0°-180°	3359.0	100.0

Coefficient of Utilization



REPORT NUMBER: P385466

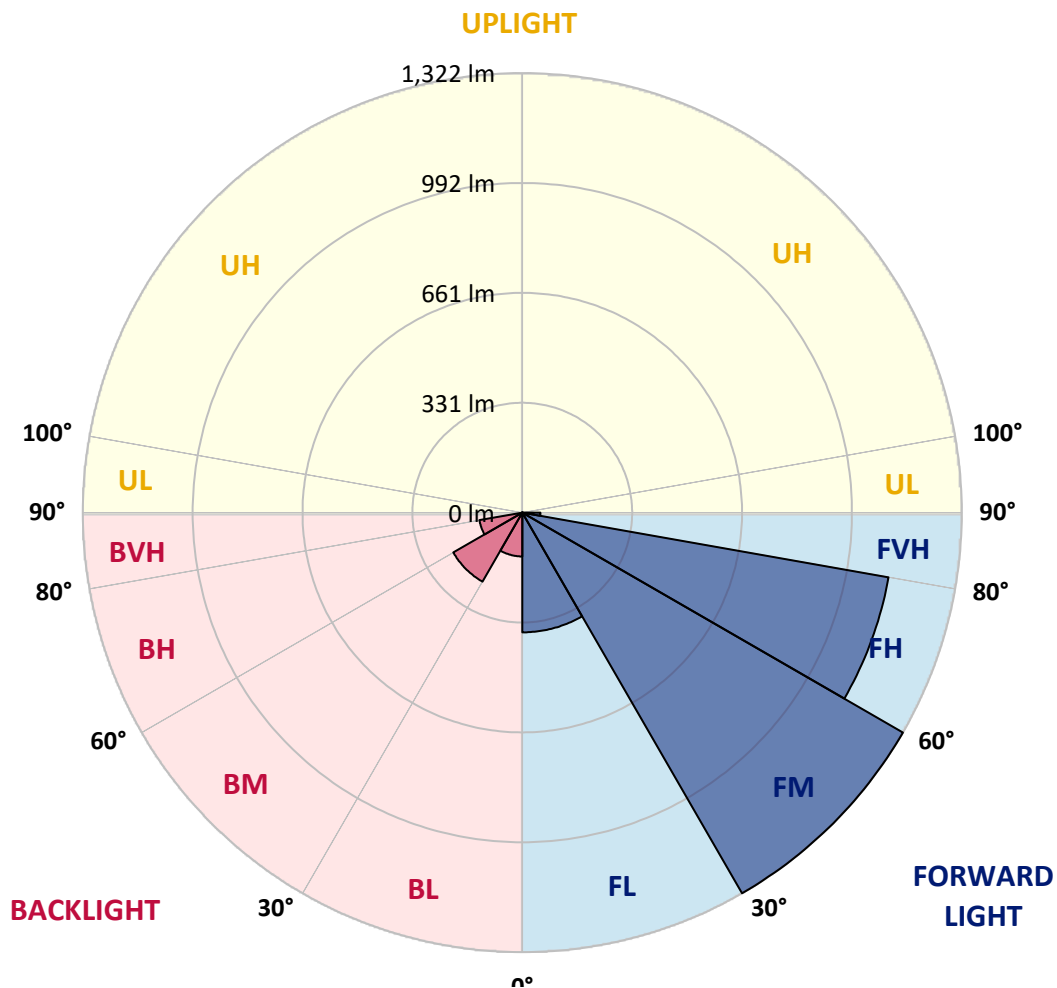
CATALOG NUMBER: GWC-SA1A-730-U-SLL-HSS

LUMINAIRE CLASSIFICATION SYSTEM LUMEN TABLE AND BUG RATING:

Zone	Lumens	% Fixture	Zone Rating/Lumen Limit		
			B	U	G
FL (0°-30°)	360.1	10.7			
FM (30°-60°)	1322.0	39.4			
FH (60°-80°)	1118.5	33.3			G1/1800
FVH (80°-90°)	54.4	1.6			G1/100
BL (0°-30°)	131.8	3.9	B1/500		
BM (30°-60°)	239.6	7.1	B1/1000		
BH (60°-80°)	130.9	3.9	B1/500		G1/500
BVH (80°-90°)	1.7	0.1			G0/10
UL (90°-100°)	0.0	0.0		U0/0	
UH (100°-180°)	0.0	0.0		U0/0	

BUG Rating: B1-U0-G1

Type III Medium





REPORT NUMBER: P385466

CATALOG NUMBER: GWC-SA1A-730-U-SLL-HSS

CANDELA DISTRIBUTION (FULL):

	0°	1°	5°	15°	25°	35°	45°	55°	65°	75°	85°
0°	1126.9	1126.9	1126.9	1126.9	1126.9	1126.9	1126.9	1126.9	1126.9	1126.9	1126.9
2.5°	1221.6	1223.5	1233.3	1256.3	1281.2	1283.1	1300.0	1282.7	1276.8	1248.8	1219.8
5°	1230.8	1238.1	1272.0	1339.3	1397.7	1416.5	1429.9	1395.8	1360.0	1291.6	1218.5
7.5°	1156.5	1168.7	1222.0	1348.4	1452.8	1498.9	1507.7	1454.4	1366.7	1254.0	1144.2
10°	1061.3	1075.3	1139.6	1294.9	1438.3	1517.4	1529.5	1459.6	1333.6	1193.2	1063.9
12.5°	984.3	1000.7	1066.4	1234.8	1388.5	1476.0	1499.9	1441.9	1304.9	1150.1	1009.0
15°	948.8	967.6	1036.7	1195.9	1333.3	1402.2	1421.9	1396.9	1289.0	1143.3	996.2
17.5°	969.2	989.6	1060.9	1199.3	1281.4	1310.8	1326.7	1336.9	1289.0	1184.5	1033.5
20°	1052.7	1074.7	1150.1	1233.2	1238.4	1227.5	1244.5	1280.3	1304.0	1262.8	1122.9
22.5°	1168.3	1194.0	1279.2	1291.3	1217.4	1175.9	1178.1	1234.3	1331.2	1362.1	1247.0
25°	1309.1	1340.6	1427.1	1377.8	1226.2	1145.2	1144.4	1196.4	1357.8	1461.5	1385.3
27.5°	1448.9	1483.6	1559.7	1483.5	1262.3	1139.6	1138.0	1185.0	1383.7	1550.0	1536.3
30°	1566.2	1600.0	1665.5	1560.0	1301.3	1152.7	1145.0	1197.2	1399.1	1607.4	1646.4
32.5°	1661.7	1688.7	1741.7	1612.7	1343.0	1178.0	1161.4	1230.0	1425.4	1656.0	1747.6
35°	1766.7	1795.2	1816.4	1662.8	1389.8	1214.4	1190.7	1282.0	1465.8	1705.3	1858.5
37.5°	1886.5	1914.8	1912.3	1708.6	1449.1	1274.7	1259.6	1364.5	1528.7	1754.1	1982.3
40°	2003.8	2032.8	2012.1	1758.8	1518.8	1374.2	1363.0	1488.2	1612.8	1816.7	2127.4
42.5°	2113.6	2144.9	2100.7	1806.2	1601.9	1499.5	1518.6	1647.7	1718.2	1893.7	2252.5
45°	2202.1	2234.0	2175.0	1852.3	1689.4	1651.7	1709.1	1824.3	1844.8	1958.8	2337.0
47.5°	2266.3	2296.6	2226.6	1898.5	1801.4	1837.7	1937.8	2009.5	1959.2	2015.3	2397.0
50°	2307.4	2330.9	2241.7	1956.2	1948.4	2054.7	2176.0	2211.0	2067.0	2066.2	2469.9
52.5°	2333.5	2344.2	2252.8	2016.5	2101.8	2291.0	2409.2	2420.2	2177.9	2122.2	2568.0
55°	2423.4	2432.0	2331.7	2089.6	2228.6	2498.0	2620.2	2610.0	2303.4	2231.8	2683.9
57.5°	2576.8	2585.9	2494.8	2194.6	2331.3	2626.0	2773.1	2791.4	2450.6	2385.8	2808.0
60°	2653.8	2670.7	2638.2	2327.6	2430.7	2707.7	2877.4	2935.8	2634.5	2588.9	2928.3
62.5°	2583.9	2608.5	2655.6	2475.1	2529.5	2752.8	2909.8	2987.5	2822.9	2825.5	3002.4
65°	2444.6	2464.1	2544.0	2555.9	2586.8	2747.2	2829.6	2915.2	2938.3	3042.8	2998.5
67.5°	2276.2	2283.5	2351.3	2562.3	2503.8	2579.8	2588.7	2652.1	2847.1	3119.9	2878.0
70°	2033.9	2037.8	2097.0	2349.2	2151.6	2168.3	2155.1	2168.0	2447.7	2932.3	2573.9
72.5°	1636.9	1646.9	1731.1	1951.0	1567.5	1519.3	1623.0	1617.3	1885.1	2477.3	1911.7
75°	1205.2	1222.5	1349.7	1571.5	1100.2	995.1	1070.9	1091.1	1340.1	1916.3	1195.5
77.5°	843.8	856.7	979.9	1155.2	796.2	711.6	684.2	708.2	884.5	1386.3	602.3
80°	486.1	490.9	569.5	667.0	536.6	613.9	556.1	572.7	530.0	616.7	259.0
82.5°	318.1	318.9	349.6	397.0	334.2	388.3	287.4	367.4	326.0	247.7	84.3
85°	171.8	172.8	202.7	281.8	189.2	106.9	62.9	129.0	201.6	56.8	23.1
87.5°	18.9	17.3	61.1	102.5	52.5	9.7	3.3	14.5	32.3	3.7	0.0
90°	0.0	0.0	0.0	0.0	0.0	0.0	0.0	0.0	0.0	0.0	0.0



REPORT NUMBER: P385466

CATALOG NUMBER: GWC-SA1A-730-U-SLL-HSS

CANDELA DISTRIBUTION (continued):

	90°	95°	105°	115°	125°	135°	145°	155°	165°	175°	180°
0°	1126.9	1126.9	1126.9	1126.9	1126.9	1126.9	1126.9	1126.9	1126.9	1126.9	1126.9
2.5°	1205.0	1191.8	1158.9	1124.0	1096.0	1069.8	1043.3	1011.0	986.1	981.0	972.7
5°	1179.2	1137.4	1068.3	999.0	943.1	872.6	827.9	793.1	759.0	756.9	750.1
7.5°	1089.2	1034.1	936.9	840.9	762.3	695.2	627.4	582.1	546.4	533.8	526.4
10°	1002.6	940.7	819.3	709.8	639.7	580.3	532.6	485.2	442.2	412.6	399.2
12.5°	942.1	873.7	739.9	645.5	595.3	538.9	480.7	421.5	372.0	336.4	314.6
15°	918.8	845.7	713.3	620.1	558.0	486.7	412.3	344.7	289.8	257.5	237.9
17.5°	946.6	861.6	711.3	589.1	502.3	413.7	331.4	251.6	199.9	175.4	162.8
20°	1017.3	912.2	710.5	551.0	436.1	327.2	224.5	165.5	134.1	120.5	114.6
22.5°	1117.2	976.8	716.8	513.5	367.2	233.7	155.0	121.6	105.5	98.2	94.8
25°	1245.7	1067.5	734.8	479.4	302.5	174.4	120.8	101.8	90.5	84.8	82.4
27.5°	1382.8	1171.9	762.8	449.8	249.8	139.1	103.4	87.2	79.1	75.1	72.9
30°	1495.7	1292.8	791.1	416.9	211.6	121.2	94.7	79.6	70.2	67.6	65.6
32.5°	1594.5	1384.3	811.2	387.1	186.6	107.7	85.6	71.1	64.8	59.8	57.6
35°	1696.9	1460.6	810.6	366.3	169.5	97.5	78.0	63.6	56.0	50.3	48.5
37.5°	1807.6	1546.6	796.7	348.5	162.0	89.4	73.7	59.7	52.0	46.3	44.1
40°	1937.3	1637.0	782.6	331.8	159.9	82.9	70.6	56.5	48.4	42.8	40.6
42.5°	2063.6	1718.5	770.1	319.4	151.0	82.7	67.9	54.1	45.5	40.1	37.6
45°	2164.7	1794.4	767.8	311.9	141.6	85.6	66.5	52.5	43.3	37.9	35.5
47.5°	2248.7	1876.8	783.0	306.6	132.7	78.1	70.0	51.4	41.2	36.0	33.3
50°	2348.6	1978.0	819.0	298.0	123.3	70.3	80.2	51.7	39.5	34.1	31.2
52.5°	2488.0	2118.0	871.8	283.6	110.4	63.2	78.9	52.0	37.6	32.0	29.1
55°	2644.3	2292.9	928.6	259.5	92.4	53.8	67.6	49.8	33.9	29.8	27.1
57.5°	2808.5	2451.6	962.4	230.9	73.5	46.5	54.1	45.3	29.9	26.7	25.0
60°	2834.2	2511.9	946.9	195.7	58.4	40.4	40.1	46.1	26.7	23.5	22.3
62.5°	2770.1	2436.1	872.3	164.4	48.8	35.5	32.9	40.3	24.2	21.0	19.7
65°	2646.8	2231.3	751.4	148.1	45.3	30.4	27.4	28.3	21.2	18.3	17.2
67.5°	2475.3	1958.0	616.9	138.9	44.9	26.1	23.4	21.5	18.3	15.9	15.0
70°	2124.6	1631.1	492.2	133.8	43.6	22.0	19.7	17.5	15.3	13.5	12.7
72.5°	1563.7	1155.8	382.8	128.3	43.9	17.5	17.2	14.5	12.3	10.5	10.2
75°	903.5	660.3	251.1	103.9	41.8	13.5	14.3	10.2	8.6	7.3	7.3
77.5°	481.5	402.7	95.6	43.3	15.3	8.6	8.1	6.0	5.4	4.5	4.3
80°	209.9	177.3	28.8	12.1	8.4	4.6	3.0	2.7	2.4	1.9	1.8
82.5°	74.3	64.1	9.4	5.9	3.7	0.0	0.0	0.0	0.0	0.0	0.0
85°	16.9	12.1	0.0	1.4	0.0	0.0	0.0	0.0	0.0	0.0	0.0
87.5°	0.0	0.0	0.0	0.0	0.0	0.0	0.0	0.0	0.0	0.0	0.0
90°	0.0	0.0	0.0	0.0	0.0	0.0	0.0	0.0	0.0	0.0	0.0



REPORT NUMBER: P385466
 CATALOG NUMBER: GWC-SA1A-730-U-SLL-HSS

CANDELA DISTRIBUTION (continued):

	185°	195°	205°	215°	225°	235°	245°	255°	265°	270°	275°
0°	1126.9	1126.9	1126.9	1126.9	1126.9	1126.9	1126.9	1126.9	1126.9	1126.9	1126.9
2.5°	955.8	952.3	931.6	932.4	936.1	941.4	928.9	934.7	950.1	964.9	970.5
5°	739.1	739.9	727.3	735.1	742.1	746.9	726.9	727.2	739.4	756.1	764.9
7.5°	520.8	519.5	520.2	538.8	552.0	542.4	549.9	524.0	525.6	537.5	528.6
10°	387.1	369.6	359.8	373.8	388.3	383.0	370.1	361.7	367.6	380.8	379.8
12.5°	304.2	279.1	264.3	254.3	266.2	256.3	256.0	248.7	240.7	242.2	263.3
15°	228.8	210.5	193.0	176.9	176.6	173.3	156.3	137.2	135.6	136.5	147.5
17.5°	157.4	151.2	144.0	130.2	126.5	112.5	95.9	88.3	84.5	86.2	89.9
20°	110.6	108.2	109.0	101.5	96.3	82.9	73.2	70.2	69.5	71.3	73.0
22.5°	91.7	87.4	86.9	83.5	78.3	68.6	63.3	61.6	60.8	62.4	63.6
25°	80.2	75.9	74.1	72.1	66.5	59.8	56.6	55.1	54.3	55.2	56.0
27.5°	70.6	66.7	65.1	63.6	58.2	53.5	50.9	49.5	48.8	49.2	50.0
30°	63.5	60.0	57.9	56.2	51.6	48.2	46.0	44.6	43.9	43.9	44.7
32.5°	56.0	54.1	52.2	50.0	45.7	43.4	41.2	39.6	39.0	39.1	39.8
35°	46.6	46.0	46.5	44.4	40.7	38.8	36.6	34.8	34.4	34.5	35.2
37.5°	41.4	38.5	40.3	39.1	37.1	34.5	31.7	30.1	29.3	29.8	30.1
40°	38.0	34.5	33.3	34.4	34.1	29.9	27.4	25.8	25.1	25.3	25.6
42.5°	35.2	31.0	28.2	28.0	29.9	26.1	23.4	22.0	21.2	21.2	21.5
45°	32.5	28.0	24.5	21.8	25.1	22.1	19.6	18.3	17.3	17.3	17.5
47.5°	30.4	25.5	21.3	17.8	18.9	18.1	16.1	14.8	13.8	13.8	14.0
50°	28.5	22.9	18.5	15.0	14.2	15.0	13.0	11.6	11.0	10.8	11.1
52.5°	26.4	20.4	15.8	12.7	11.1	11.3	10.2	9.2	8.4	8.4	8.8
55°	24.3	18.3	13.7	10.8	9.2	8.4	8.1	7.5	6.8	6.8	7.2
57.5°	22.3	16.1	11.6	8.9	7.3	6.7	6.7	6.2	5.7	5.7	6.0
60°	20.4	13.8	9.5	7.3	5.7	5.6	5.7	5.3	4.9	4.9	5.3
62.5°	18.1	11.8	7.8	6.0	4.6	4.5	4.9	4.6	4.3	4.3	4.6
65°	15.4	10.0	6.2	4.6	3.5	3.5	4.1	3.8	3.5	3.5	3.8
67.5°	13.0	8.4	4.8	3.3	2.5	2.7	3.5	3.2	3.0	3.0	3.3
70°	10.8	6.5	3.3	2.1	1.4	2.1	2.7	2.7	2.7	2.7	3.0
72.5°	8.1	4.5	1.9	0.8	0.6	1.4	2.2	2.5	2.4	2.4	2.9
75°	5.3	2.5	0.6	0.0	0.0	0.8	1.8	2.1	2.1	1.9	2.4
77.5°	3.0	0.8	0.0	0.0	0.0	0.0	1.1	1.0	0.8	0.6	1.1
80°	0.8	0.0	0.0	0.0	0.0	0.0	0.0	0.0	0.0	0.0	0.0
82.5°	0.0	0.0	0.0	0.0	0.0	0.0	0.0	0.0	0.0	0.0	0.0
85°	0.0	0.0	0.0	0.0	0.0	0.0	0.0	0.0	0.0	0.0	0.0
87.5°	0.0	0.0	0.0	0.0	0.0	0.0	0.0	0.0	0.0	0.0	0.0
90°	0.0	0.0	0.0	0.0	0.0	0.0	0.0	0.0	0.0	0.0	0.0



REPORT NUMBER: P385466
 CATALOG NUMBER: GWC-SA1A-730-U-SLL-HSS

CANDELA DISTRIBUTION (continued):

	285°	295°	305°	315°	325°	335°	345°	355°	359°	360°
0°	1126.9	1126.9	1126.9	1126.9	1126.9	1126.9	1126.9	1126.9	1126.9	1126.9
2.5°	992.9	1011.7	1038.1	1066.1	1109.2	1143.4	1177.0	1205.8	1216.9	1221.6
5°	785.9	813.4	852.1	901.7	979.5	1049.6	1120.5	1192.0	1223.0	1230.8
7.5°	563.9	599.1	648.3	710.5	801.6	892.3	991.5	1096.3	1144.4	1156.5
10°	417.4	460.3	516.7	582.2	669.3	762.5	870.5	990.4	1045.3	1061.3
12.5°	296.1	354.2	429.6	509.3	584.8	668.0	777.3	909.4	967.0	984.3
15°	173.9	230.1	319.4	426.1	522.7	607.0	718.1	867.8	931.3	948.8
17.5°	99.8	127.8	195.2	314.3	445.4	562.2	699.5	878.2	953.0	969.2
20°	76.2	85.1	112.5	202.4	355.0	518.1	699.5	936.7	1028.9	1052.7
22.5°	66.7	73.2	84.3	120.8	261.3	470.8	707.6	1021.4	1141.8	1168.3
25°	59.2	65.1	74.6	90.9	178.2	414.7	726.9	1125.3	1274.9	1309.1
27.5°	53.0	58.6	67.1	79.6	121.9	346.9	752.8	1247.2	1421.6	1448.9
30°	47.4	52.7	60.5	69.2	94.0	270.0	774.9	1362.1	1536.8	1566.2
32.5°	42.2	46.9	53.9	60.5	77.0	199.7	777.3	1453.1	1632.4	1661.7
35°	37.2	41.5	47.9	53.0	63.8	157.7	740.2	1532.0	1728.0	1766.7
37.5°	32.5	36.6	42.2	46.0	56.2	128.6	683.6	1620.0	1850.7	1886.5
40°	28.0	31.7	37.4	39.9	53.1	98.8	622.0	1712.3	1971.0	2003.8
42.5°	23.9	27.4	32.9	37.9	46.6	73.8	555.5	1798.9	2079.2	2113.6
45°	19.9	23.5	29.1	40.1	38.7	55.2	484.4	1856.3	2164.7	2202.1
47.5°	16.1	20.2	27.8	38.2	30.9	40.6	428.0	1910.7	2229.4	2266.3
50°	12.9	17.0	31.3	34.1	25.3	31.0	404.5	1959.4	2271.9	2307.4
52.5°	10.5	14.3	29.6	26.1	21.2	25.6	417.2	2038.3	2311.2	2333.5
55°	8.8	11.3	17.8	18.1	18.0	21.8	433.0	2151.6	2412.9	2423.4
57.5°	7.6	9.1	12.4	14.0	15.1	19.4	433.3	2314.2	2570.3	2576.8
60°	6.5	8.0	10.3	11.3	13.0	17.3	417.5	2371.0	2632.2	2653.8
62.5°	5.7	7.0	8.6	9.4	11.0	15.6	380.6	2288.8	2547.2	2583.9
65°	5.1	6.4	7.2	8.0	9.7	14.0	319.8	2124.3	2406.2	2444.6
67.5°	4.5	5.6	6.4	7.2	8.8	12.4	235.5	1933.1	2244.4	2276.2
70°	4.0	4.9	5.7	6.4	7.6	10.5	142.9	1640.4	2020.7	2033.9
72.5°	3.8	4.5	5.3	5.7	6.7	9.2	72.4	1205.5	1615.4	1636.9
75°	3.3	4.0	4.8	5.1	5.9	8.0	29.4	791.8	1170.6	1205.2
77.5°	2.7	3.7	4.3	4.6	5.1	6.5	15.0	506.0	821.5	843.8
80°	1.0	2.7	3.7	3.8	4.3	4.8	9.9	277.0	476.6	486.1
82.5°	0.0	1.8	2.9	2.7	3.0	3.7	6.4	131.8	314.6	318.1
85°	0.0	0.8	2.2	1.8	1.3	2.5	2.2	28.8	165.0	171.8
87.5°	0.0	0.0	0.2	0.8	0.6	1.0	0.3	0.2	15.0	18.9
90°	0.0	0.0	0.0	0.0	0.0	0.0	0.0	0.0	0.0	0.0

Signify Classified - Internal
Cooper Lighting Solutions Photometric Lab
1121 Highway 74 South
Peachtree City, GA 30269

Scaled Data Report



Report Generated By 670245982

Signify Classified - Internal
Cooper Lighting Solutions Photometric Lab
1121 Highway 74 South
Peachtree City, GA 30269

Scaled Data Report



Signify Classified - Internal
Cooper Lighting Solutions Photometric Lab
1121 Highway 74 South
Peachtree City, GA 30269

Scaled Data Report



Signify Classified - Internal
Cooper Lighting Solutions Photometric Lab
1121 Highway 74 South
Peachtree City, GA 30269

Scaled Data Report





--- HS — SS

Signify Classified - Internal
Cooper Lighting Solutions Photometric Lab
1121 Highway 74 South
Peachtree City, GA 30269

Scaled Data Report



u

Signify Classified - Internal
Cooper Lighting Solutions Photometric Lab
1121 Highway 74 South
Peachtree City, GA 30269

Scaled Data Report



Signify Classified - Internal
Cooper Lighting Solutions Photometric Lab
1121 Highway 74 South
Peachtree City, GA 30269

Scaled Data Report



Signify Classified - Internal
Cooper Lighting Solutions Photometric Lab
1121 Highway 74 South
Peachtree City, GA 30269

Scaled Data Report



Signify Classified - Internal
Cooper Lighting Solutions Photometric Lab
1121 Highway 74 South
Peachtree City, GA 30269

Scaled Data Report



(END OF REPORT)